




by Dr Seuss



Listen to the story. Read the story. Look at the pictures. Then work.

Workplan


Name: form: date:

My tasks (my jobs)	When? – Date.	Who checked it?
basic: Do them all!		
Zax task 1		
Zax task 2		
Zax task 3		
Zax task 4		
Zax task 5		
Zax task 6		
Zax task 7		
Vocabulary		
plus: What do you like? Do at least 5 tasks		
Plus task 1		
Plus task 2		
Plus task 3		
Plus task 4		
Plus task 5		
Plus task 6		

Zax task 1

Schreibe die Fragen in dein Heft und beantworte sie:

1. Wie erkennst du die Hauptpersonen der Geschichte?
2. Die Geschichte ist relativ gut zu verstehen, auch wenn du vom Englischen nicht alles verstehst. Was hilft dir?
3. Wie ist die Stimmung in der Geschichte? Woran erkennst du das?



Zax task 2

Write the correct answers into your exercise book.

1. How many Zax are in the story?
 - There are three Zax in the story.
 - The story is about five Zax.
 - There are two Zax in the story.


2. There are two kinds of Zax. What are their names?

One kind of Zax is called
and the other kind is called

3. Are the Zax happy or not?

**EXTRA: Say more: They are

Zax task 3

4.  Draw a compass into your ZAX-folder and write down the 4 directions: West – North – South - East




Write a list into your folder too:

English	German
.....	Norden
.....	Süden
.....	Westen
..... Aussprache: [iist]	Osten

Zax task 4

For your exercise book:



Find the English sentences in the story and  **write** them down.

1. Eines Tages -
2. Sie stießen zusammen. - T..... b..... .
3. Dort standen sie. - There
4. Du bist mir voll im Weg! - way.
5. Ich gehe immer nach Norden. -
6. Geh´ mir aus dem Weg! -
7. Wer ist wem im Weg? / Wer ist in wessen Weg? -
.....
9. Ich gehe immer nach Süden! -
10. Ich bitte dich, beweg´ dich! – ask
11. Niemals! -
12. Weiche nie vom Weg ab! -
13. (Und) wenn deshalb die ganze Welt stehen bleibt. –
..... makes the whole!
14. Die Welt blieb nicht stehen. -
15. in ein paar Jahren -
16. die neue Autobahn -
17. diese sturen Zax - thoseZax

Zax task 5



Match the ending to the beginning. – Now you have the story.
Then write it into your exercise book.


The Zax by Dr Seuss

1. A Zax is	A. a funny animal.
2. Zax are	B. the new highway is built over and around them.
3. The Zax like	C. making tracks.
4. Two Zax bump	D. North-Going Zax and South-Going Zax.
5. There are two kinds of Zax:	E. budging.
6. They do not like	F. angry and loud.
7. They are	G. stubborn.
8. Because both Zax do not budge,	H. in the prairie of Prax.
9. As you can see,	I. Zax are very, very stubborn!

Draw some pictures too. (not more than three) !

Zax task 6

- Design a cover for the story.



Zax task 7

Write a comment about the story into your exercise book.

These words can help you:

interesting – funny – nice – boring –
helpful - clever - stupid

My comment on the Zax-story:

I think this story is The pictures are

The end of the story is

**You can write more:

☺ I like (?)

☹ I don't like (?)



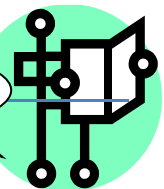
Plus task 1

One day....



Go to your parents and practice reading the story loud.

Read one page. Or can you read more?



Plus task 2



7. What do you think of the story? **Tick** ✓ what you think. You can tick more than one sentence.

I think ...

- ... the Zax are not very clever.
- ... they have to stop standing there.
- ... it is a good thing to stand and not budge.
- ... the story is nice.
- ... it is a good story for all children.
- ... it is a good story for little children from 3 to 5 years old.

Write your sentence(s) into your exercise book.

****EXTRA:** Write some sentences yourself:

I think / I don't think ...

I like / I don't like ...

It's a good / bad idea to ...

...

Plus task 3

8. What do you think, happens next?




Choose one sentence and write what you think happens next into your exercise book.

- Nothing happens. The Zax always stand there forever.
- One day both Zax budge, because it is boring to stand still.
- One day one Zax budges and says: Let's stop this. Let's stop making tracks and be friends.
- ...(your idea)

Plus task 4



Draw a picture for the end of the story. Make speech bubbles too. Put your picture into your exercise book.



Plus task 5

This story rhymes. Underline all rhyme words in your text.



**** Extra: Rhymes**

Answer these questions:

Wo im Vers sind die Reimwörter (fast) immer?

.....

Schreibe hinter die reimenden Wörter jeweils den gleichen Buchstaben, also a – a oder b – b.

Was stellst du fest?

.....

Dieses Reimschema heißt „Paarreim“. Erkläre.

.....


.....

Rhymes help learning!

Can you learn some rhymes of the Zax story by heart (without reading)?

Try.

Plus task 6



Write the story into exercise book:



1. Cut out the sentences.

2. Check the text and put the sentences into the correct order.

Kontrolliere den Text und ordne die Sätze in die richtige Reihenfolge.

2. ****EXTRA:** Make the story better: Put in “linking words” and underline them:

Verbessere die Geschichte: Füge Bindewörter ein und unterstreiche sie:

then – dann, da

but – aber

because – weil

and - und

3. First let your parents or siblings check your story.

Zuerst lass deine Eltern oder deine Geschwister deine Geschichte kontrollieren.

Then you write your story.

Dann schreibst du deine Geschichte.



Here are the sentences for task 6:

** = extra sentences



There are two funny animals.

They are “Zax”.

**They never budge.

They are awful.

Now there is a new highway.

The South-Going Zax wants to go South.

The North-Going Zax wants to go North.

They meet in the prairie.


It is built over the two Zax.


They are very stubborn.

**No Zax moves to the side.

**They always stand there – forever.

Plus task 7

6. Are these sentences correct?  Check the story!

Write  into your exercise book. Start a sentence with YES or NO.

- a), the Zax have funny hair.
- b), the Zax are friendly and nice.
- c), the North-Going Zax wants to stand 54 days or more.
- d), the South-Going Zax wants to stand 54 years or more.
- c), both Zax think they are right.
- d), they are stubborn.
- f), they change their ways.
- h), they snap and yell loudly.
- i), the world did not stand still.
- j), only the Zax stand still.

** Plus task 8

Which words or sentences are important in this text for you?

Welche Wörter oder Sätze sind dir in diesem Text wichtig?

Write a list of at least 8.

Schreibe eine Liste von mindestens 8.